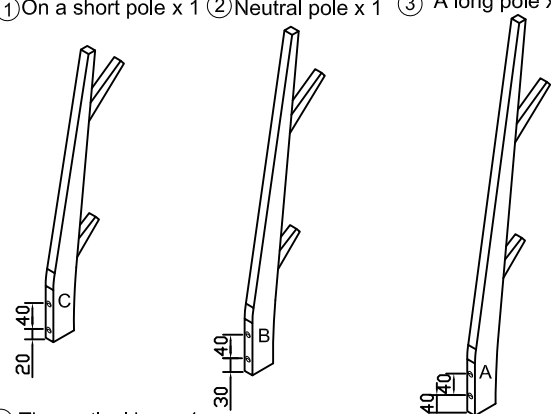
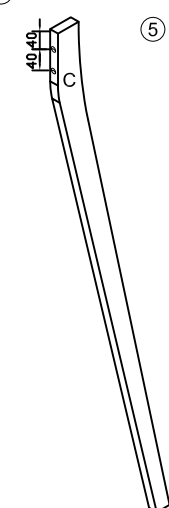
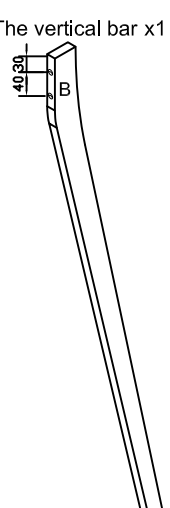
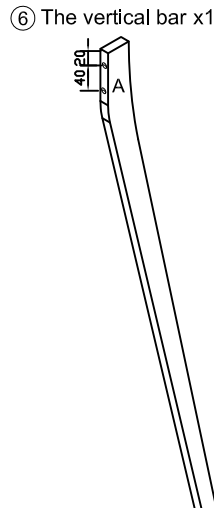



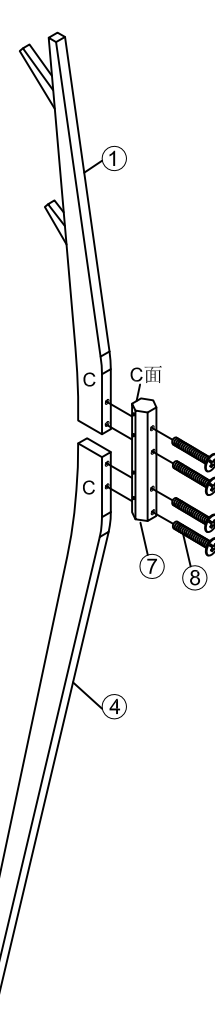

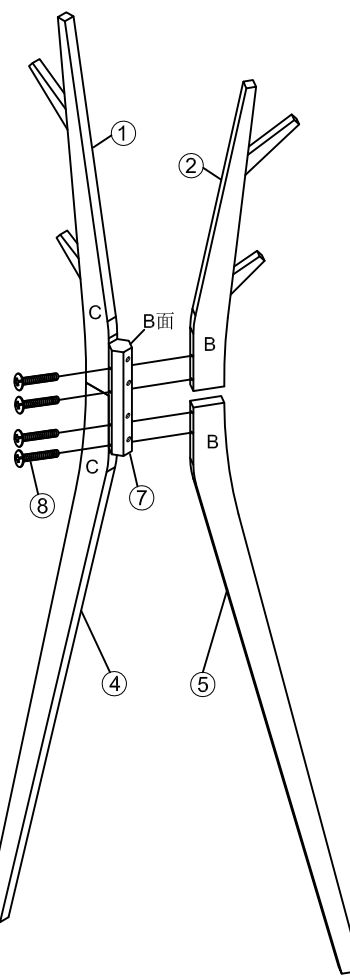

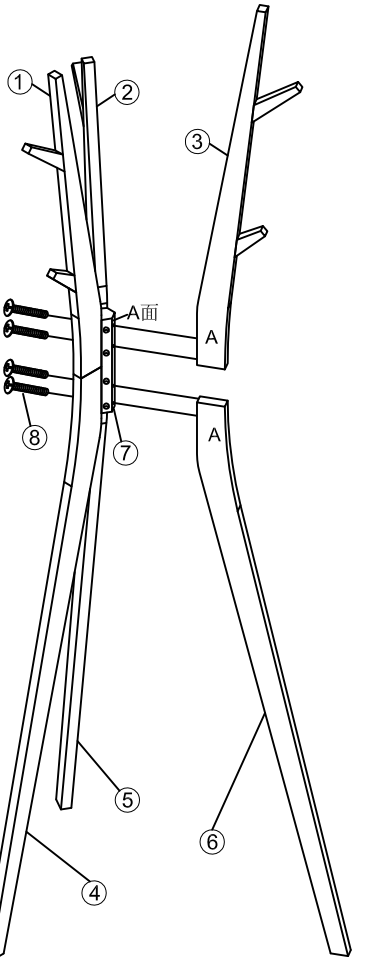

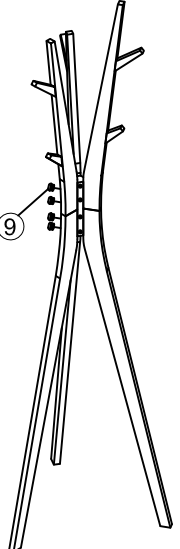

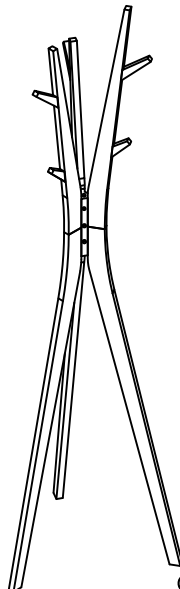


# ASSEMBLY INSTRUCTION

## CT16537 Tango Coatrack

COMPONENTS LIST	STEP 1	STEP 2	STEP 3	STEP 4
<p>① On a short pole x 1 ② Neutral pole x 1 ③ A long pole x 1</p>  <p>④ The vertical bar x 1</p>  <p>⑤ The vertical bar x 1</p>  <p>⑥ The vertical bar x 1</p>  <p>⑦ Six corner posts x 1</p>  <p>⑧ Machine Screw x 12</p>  <p>⑨ Screw Hole Plug x 12</p> 	<p>STEP 1</p>  <p>⑧ x 4 </p>	<p>STEP 2</p>  <p>⑧ x 4 </p>	<p>STEP 3</p>  <p>⑧ x 4 </p>	<p>STEP 4</p>  <p>⑨ x 12 </p> <p>STEP 5</p>  <p>Completed</p>

For missing parts or replacement, you may contact your merchant or its distribution center (Ph: 714-288-2005, Email: [promanproducts@hotmail.com](mailto:promanproducts@hotmail.com)). For any other questions, please contact Customer Service Department of the merchant from where you placed your order.